



NIRPC

Northern Illinois Rifle & Pistol Club

Password Reset Instructions

Please follow these steps to reset your password.

1. Select the Member "Sign-in" link at bottom of page.

Welcome to NIRPC
The Northern Illinois Rifle and Pistol Club (NIRPC) is a not-for-profit club that was formed approximately 60 years ago. The club is managed by a group of Officers and a Board of Directors. The club works with Boy Scouts, 4-H, local units of government, as well as being affiliated with the National Rifle Association and the Civilian Marksmanship Program. NIRPC is proud of its tradition of Community Service and Education. Club Membership is private and the Club maintains a limited membership. New members are added annually as openings become available. All members must belong to the National Rifle Association. Our members enjoy informal plinking and target shooting with a variety of special competition events. The shooting facilities are open to Club members and invited guests on a daily basis.

TOP NEWS

NIRPC 22 Silhouette Shoot
June 16, 2017 11:00 am
NIRPC 22 Silhouette Shoot Schedule: June 17th 2017 This shoot is open to the public. \$10.00 for members, \$20.00 for non-members. (Includes \$15.00 guest waiver fee). Sight in starts at 9:30 am and goes

Politically Corrected Glossary of Terms about Guns and the Right to Bear Arms
March 13, 2017 3:11 pm
By Alan Kravyn That One ... The Concept: Certain words hurt you when you talk about your rights and liberties. People who would deny your rights have done a good job of manipulating the language to far

NIRPC is proud to support youth in shooting sports!
March 12, 2017 7:33 am
By Anissa Gault Knowledgeable Shooting Sports 4-H Club is entering its 10th season, and NIRPC allows

UPCOMING EVENTS

Silhouette Shoot
June 17 @ 9:30 am - 3:00 pm
NRA Range Safety Officer (RSO) class
June 25th
June 25 @ 8:00 am - 5:00 pm
NIRPC July Meeting
July 3 @ 7:00 pm - 9:00 pm
NIRPC August Meeting
August 7 @ 7:00 pm - 9:00 pm
4-H Event
August 12 @ 9:00 am - 1:00 pm

Copyright © 2017. All Rights Reserved. Northern Illinois Rifle & Pistol Club [Member Signin](#)

Continued... next page.

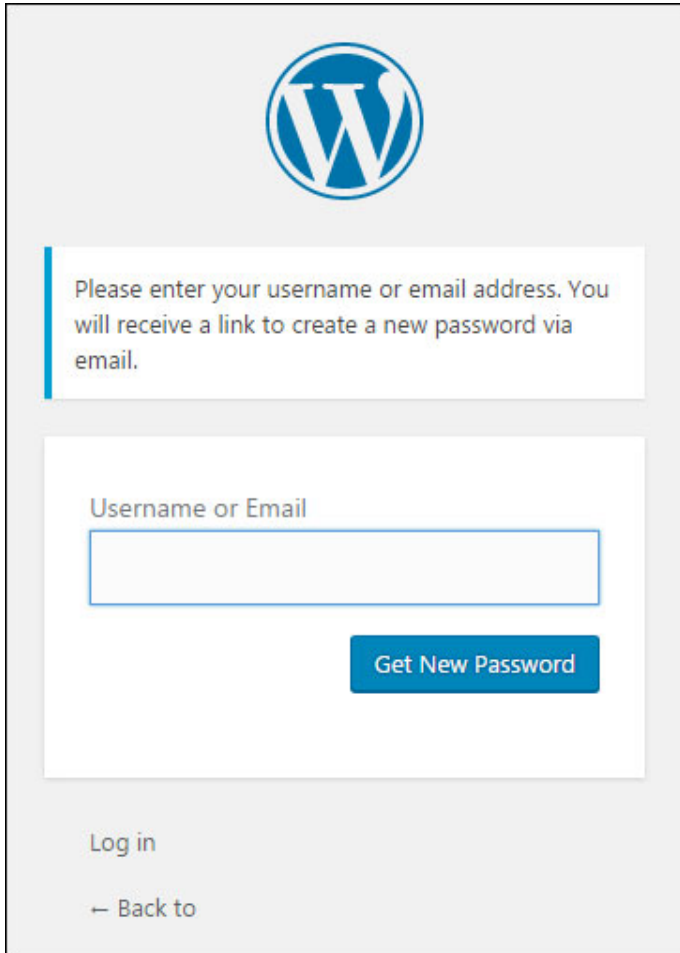
2. When the Log In form is displayed, click the text that says "Lost your password?".



The image shows the WordPress login interface. At the top center is the WordPress logo, a blue 'W' inside a circle. Below the logo is a white rectangular form with a light gray border. Inside the form, there are two input fields: the first is labeled "Username or Email" and the second is labeled "Password". Below the "Password" field is a checkbox labeled "Remember Me". To the right of the "Remember Me" checkbox is a blue button with the text "Log In". Below the form, on the gray background, is the text "Lost your password?". A red arrow points from the bottom right towards this text. Below "Lost your password?" is a link that says "← Back to".

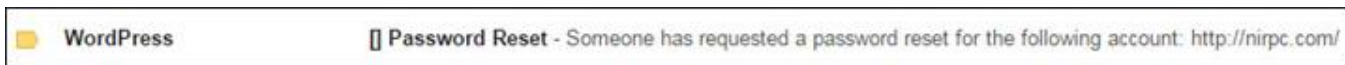
Continued... next page.

3. Enter your email address. (Same email address you provided when you registered for the club.)
4. Then click the "Get New Password" button.



The screenshot shows the WordPress password reset interface. At the top is the WordPress logo. Below it is a message box that says: "Please enter your username or email address. You will receive a link to create a new password via email." Underneath is a text input field labeled "Username or Email". To the right of the input field is a blue button labeled "Get New Password". At the bottom left, there are links for "Log in" and "← Back to".

-
5. Check your email inbox for an email that looks similar to the following.
 6. Open the email and click the provided link.




You do not have to use the password automatically created by WordPress.
Enter a new password that you will remember, but not something easy to guess.

- It is recommended that you DO NOT use the same password as you use for other online accounts like Facebook, Google, Yahoo, etc.
- Create a secure password.
- Password should be at least 8 characters long.
- Password should use a mix of UPPERCASE and lowercase letters, numbers and at least one special character (!@#%\$%^&*).

Continued... next page.

Enter your new password into the "New password" field and click the "Reset Password" button.



Enter your new password below.

New password

Strong


Hint: The password should be at least twelve characters long. To make it stronger, use upper and lower case letters, numbers, and symbols like ! " ? \$ % ^ &).

[Reset Password](#)

[Log in](#)

[← Back to](#)

Click the "Log in" link.

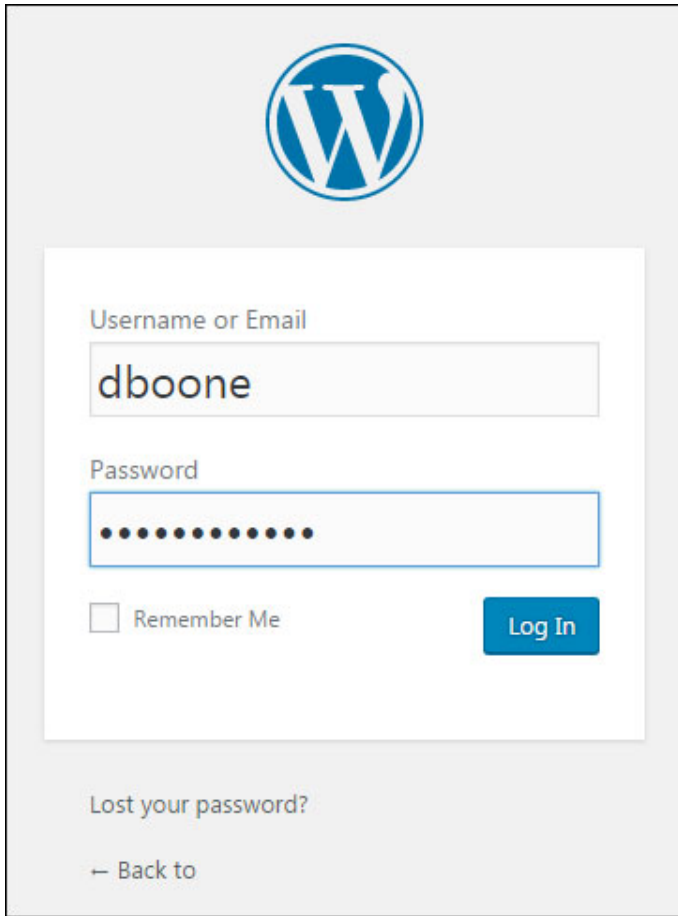


Your password has been reset. [Log in](#)

[← Back to](#)

Enter your username or email address, along with your password and click "Log in".

Your username is first letter of your first name, followed by your last name, without any spaces. (Example: Daniel Boone's username would be dboone).

A screenshot of the WordPress login interface. At the top center is the WordPress logo, a blue circle with a white 'W'. Below it is a white login form with a light gray border. The form has two input fields: the first is labeled 'Username or Email' and contains the text 'dboone'; the second is labeled 'Password' and contains ten black dots. Below the password field is a checkbox labeled 'Remember Me' which is unchecked. To the right of the checkbox is a blue button with the text 'Log In'. Below the form, there is a link that says 'Lost your password?' and a link with a left-pointing arrow that says 'Back to'.

Troubleshooting

If you continue to have problem signing into the website, please try these troubleshooting suggestions.

- Try signing in with your email address and password.
- Or try signing in with your username and password.
- Or try resetting your password, by clicking on the "Lost your password?" link.

If you continue having trouble signing in, please visit the [Contact page](#) and leave a message so we can look into it. We'll try to get back to you as soon as we are able.